

eduroam wireless network

The University of Georgia is an [eduroam](#) participant. Eduroam is a secure roaming access wireless network available to any student, faculty and staff at participating eduroam institutions in the U.S. and abroad.

eduroam is available to all UGA students, faculty and staff on campus with the exception of residence halls.

eduroam allows students, faculty and staff of participating eduroam schools to get wireless access across institutions using their school's credentials.

- [eduroam Access for UGA Students, Faculty & Staff](#)
- [eduroam Access for Visitors](#)

For example, a UGA faculty member visiting at Clemson University, which is also an eduroam participant, could use their UGA credentials ([MyID@uga.edu](#)) to log in to Clemson's wireless network on campus. Likewise, a Clemson faculty member could do the same with their credentials when they visit the UGA campus.

To access eduroam, UGA students, faculty and staff must provide their full UGA credentials with their MyID followed by "@uga.edu" (example: [YourMyID@uga.edu](#)).

When a MyID password is updated, it must also be updated for eduroam access.

eduroam provides a list of [current U.S. participants](#) and [international participants](#).

eduroam is also available at the Gwinnett, Griffin and Health Sciences campuses.

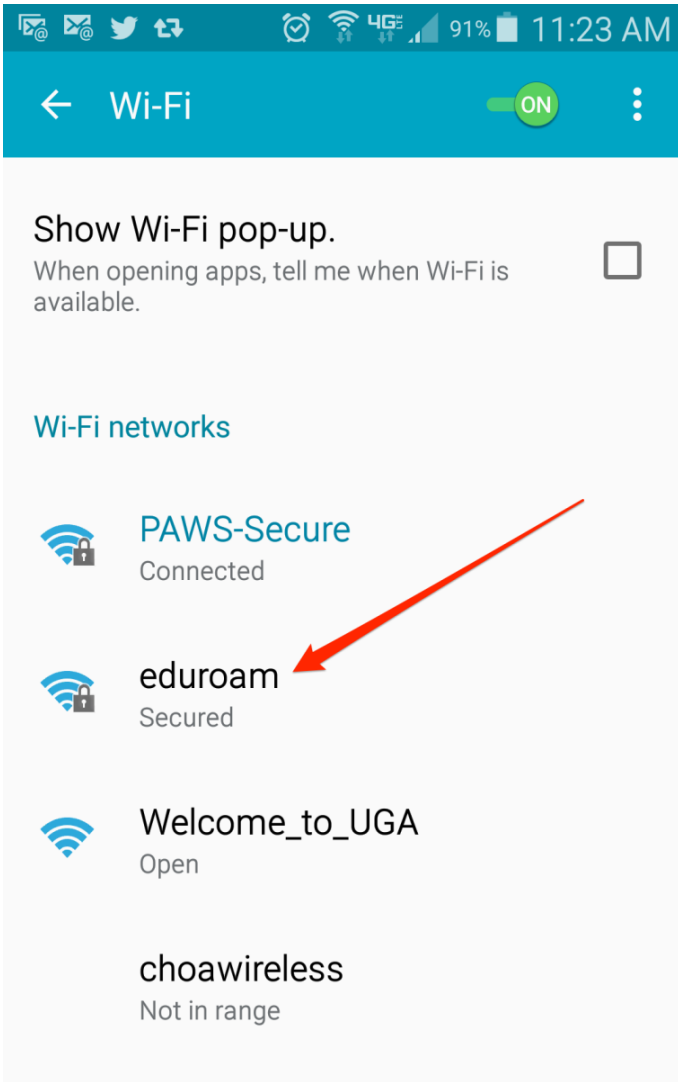
eduroam Access for UGA Students, Faculty & Staff

To access eduroam, you must be on campus and within range of a wireless access point.

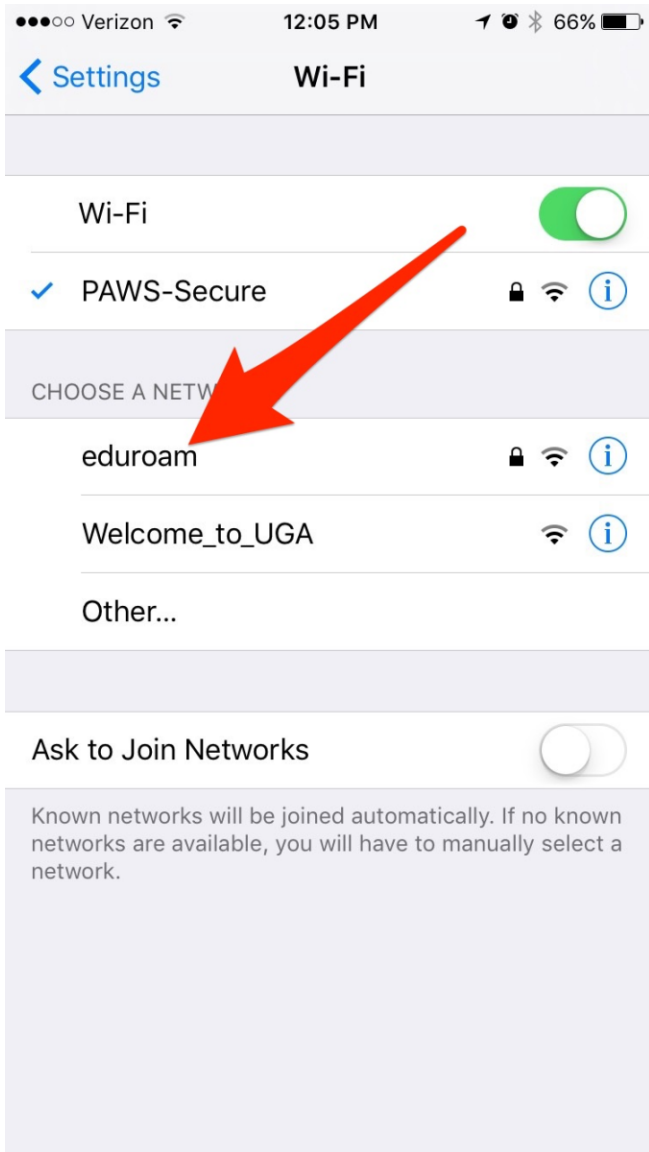
On a mobile device, go to your device's **settings** and click on **Wifi or associated title for wireless networks**. Your device will scan for all available wireless networks within range.

If you see eduroam listed, click on **eduroam**.

Example of device with Android operating system:



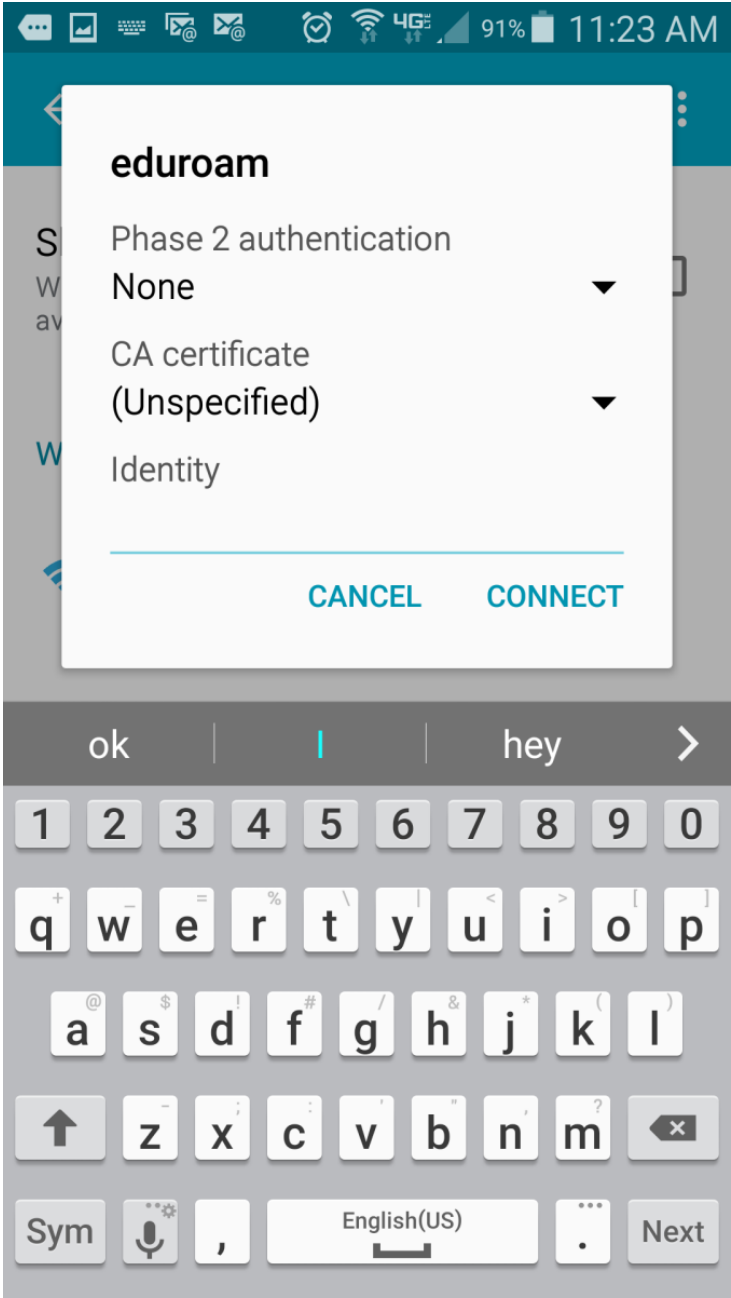
Example of iOS device:



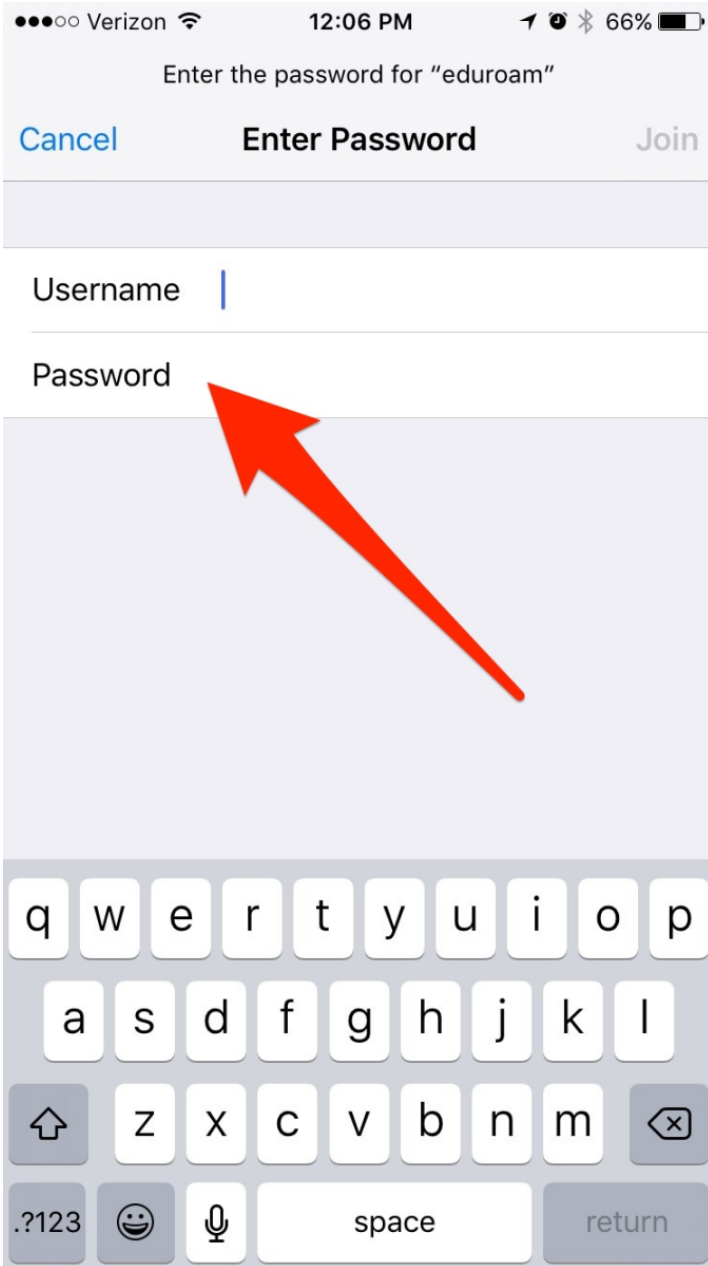
Next, your device will prompt you to provide your username and password in order to access eduroam. This may be displayed as **Identity** on Android devices.

Note: You must type your MyID followed by "@.uga.edu" (example: [YourMyID@uga.edu](#)) on the identity or username line. Type your MyID password for the password.

Example of device with Android operating system:

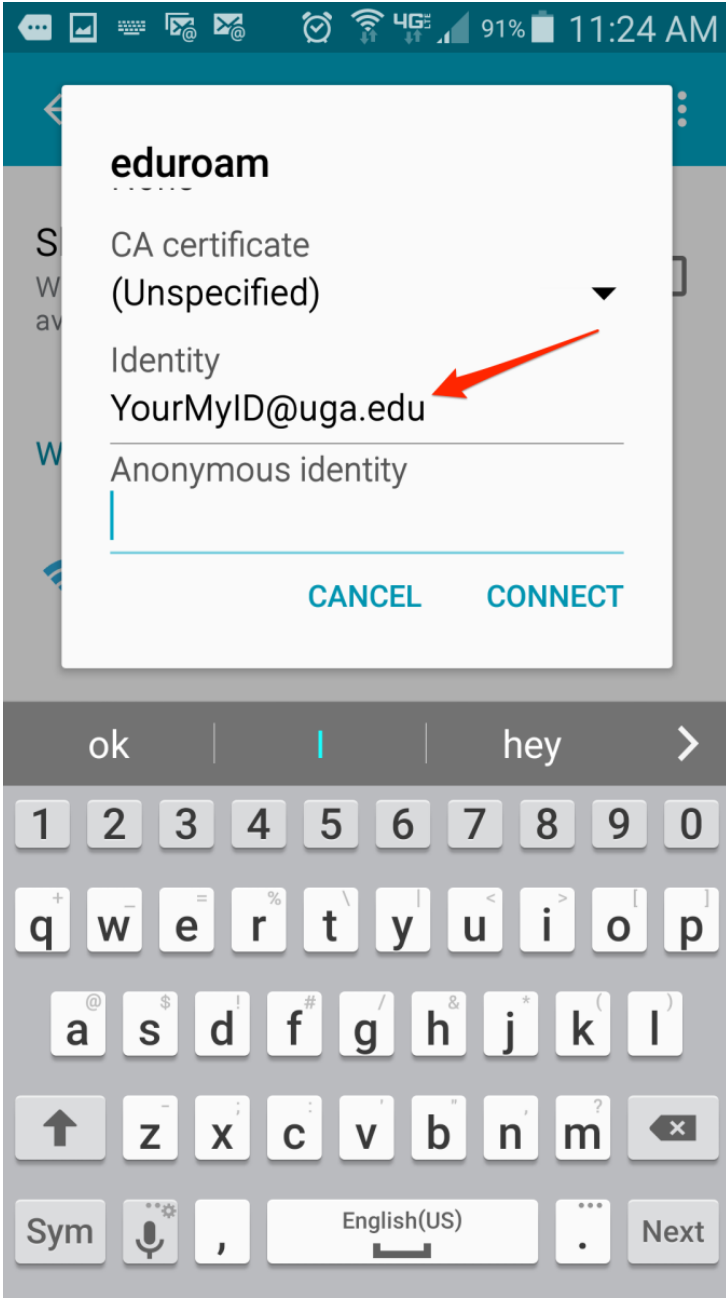


Example of iOS device:



Be sure to type your MyID followed by "@.uga.edu" (example: YourMyID@uga.edu) on the identity or username line. Type your MyID password for the password.

Example of device with Android operating system:



Example of iOS device:


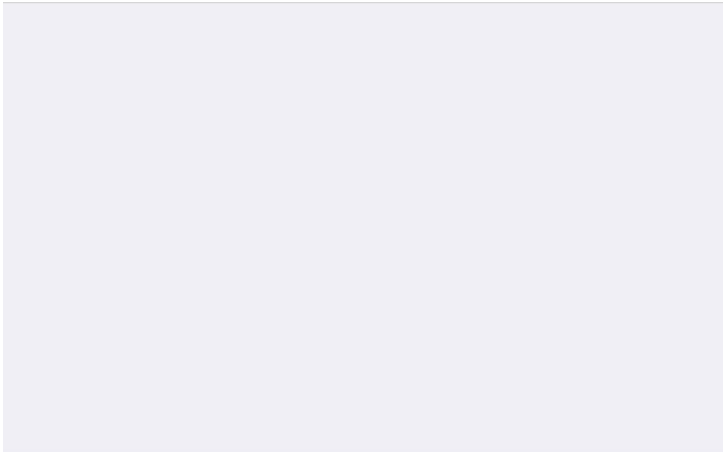
Verizon 12:06 PM 66%

Enter the password for "eduroam"

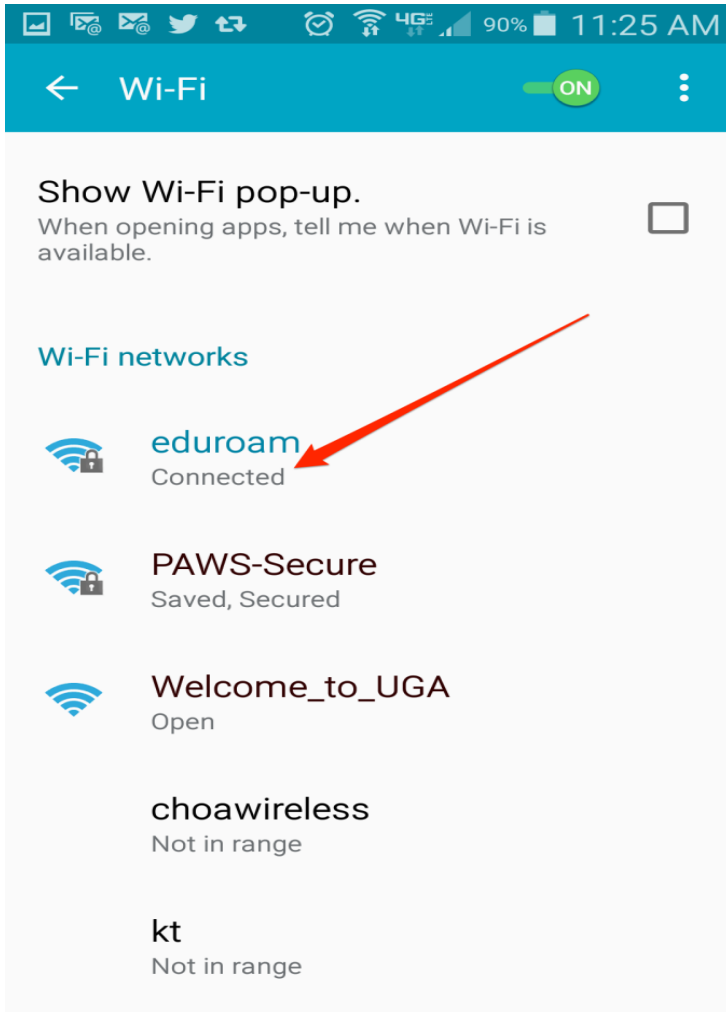
Cancel Enter Password Join

Username **YourMyID@uga.edu**

Password



Once you have provided your UGA credentials ([YourMyID@uga.edu](#)) and MyID password, click **OK or connect**. Once your credentials have been accepted, you will have access to eduroam.



eduroam Access for Visitors

eduroam at UGA is available to any student, faculty or staff member from a participating eduroam institution.

eduroam provides a list of [current U.S. participants](#) and [international participants](#).

Otherwise, UGA does not provide eduroam access to people without a MyID, such as visitors. Visitors without a MyID or user name from a participating eduroam school may contact the EITS Help Desk for access to UGA's guest wireless network called "Welcome to UGA."

To access eduroam at UGA as a visitor from another eduroam institution, follow the steps above.

When prompted for your user name, provide the user name and password for your home school's credentials. This may be called your NetID at your home institution.

Note: You must have valid credentials for your home institution in order to access eduroam at UGA. If your credentials are not valid, please contact your home institution.